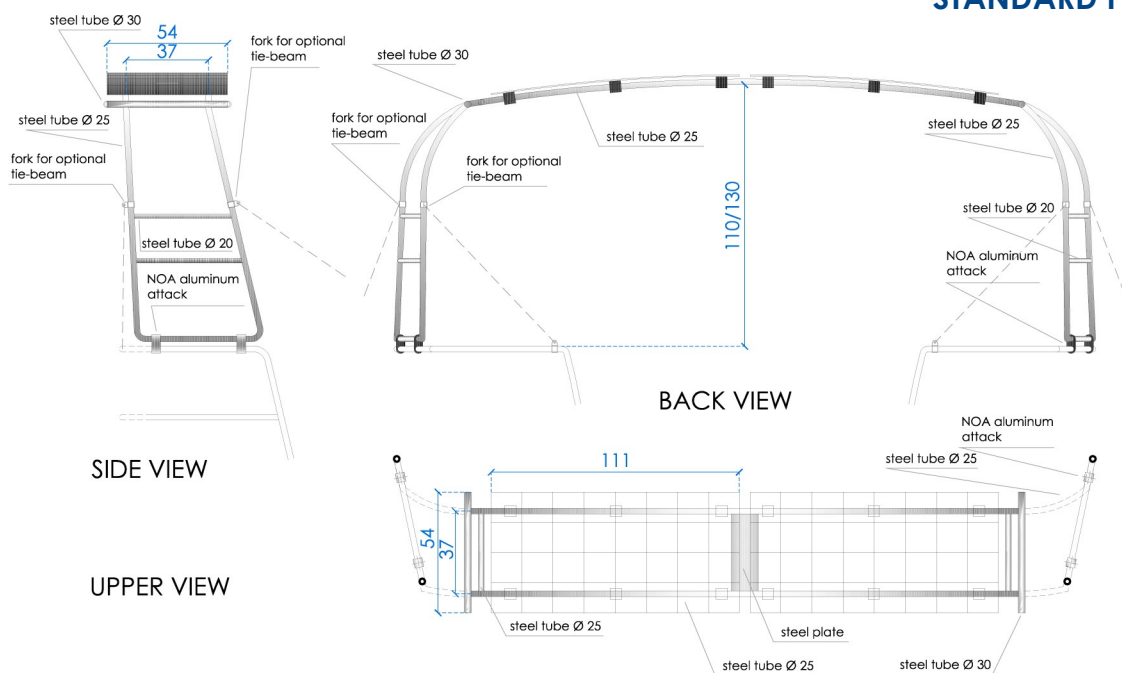


**SUN BAR Rollbar** removable structure  
Customization **Order form**

**STANDARD FEATURES**



**UPPER ARCH**

couple of 25mm steel tubes with 25mm steel transverse tubes and steel plate

**SIDE TUBES**

2 couples of 25mm steel tubes with 2 20mm steel transverse tubes and 1 30mm steel transverse tube on the top

**DETAILS**

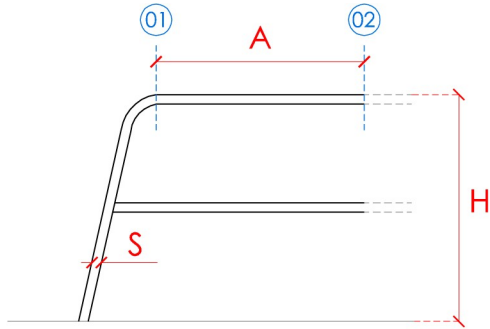
2 couples of NOA aluminum attacks

2 couples of eyebolts on the 30mm steel transverse tubes on the top

2 couples of forks for optional tie-beams

**NOTE:** any feasible changes on standard features will be quoted in addition to standard solution

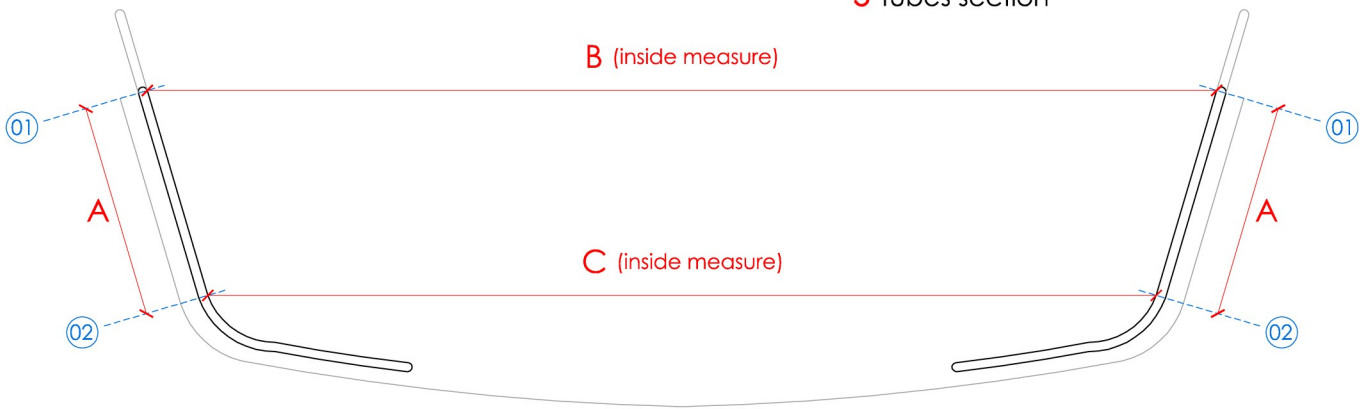
**REQUESTED MEASURES FOR CUSTOMIZATION**



**SIDE VIEW**

**NOTES:**

- A** straight section between the curves
- B** front distance between the pulpits
- C** back distance between the pulpits
- H** height of the pulpits
- S** tubes section



**UPPER VIEW**

**A** = \_\_\_\_\_ cm  
**B** = \_\_\_\_\_ cm  
**C** = \_\_\_\_\_ cm  
**H** = \_\_\_\_\_ cm  
**S** = \_\_\_\_\_ cm

**NOTE:** please attach some pictures of the boat

**SPECIFIC REQUESTS**

---



---



---